

ROAD REPAIR ASPHALT REFRESH

Waterproof protection for asphalt roads



PRODUCT DATA SHEET



Product description

A universal and elastic bitumen emulsion, which contains resins but is solvent-free, for the renovation of asphalt roads, paths and driveways. It nourishes the old asphalt and fills cracks and gaps so that water and frost cannot cause damage to the asphalt. Regularly treating asphalt improves its look and provides a nourishing layer that significantly extends the life of the asphalt. The fillers also make the new asphalt layer non-slip.

Application

For use on all roads, paths and driveways made of asphalt.

Advantages

- › Renews and maintains
- › Makes your asphalt non-slip
- › Extends the life of asphalt
- › Easy to apply

How much product do I need?

Use 1 kg for approximately 1 m².

See also the calculator on our website www.aquaplan.com.

Handy tips?

- Store in a cool (max. 20°C) and frost-free place in hermetically sealed container for 1 year.
- Do not apply if the ambient or substrate temperature is below +10°C or above +30°C or if rain is expected within the first 2 hours.
- Clean your tools with water immediately after use.
- During light rainfall, a brownish film may form. This does not change the quality of the renovation.
- Do not apply **ROAD REPAIR ASPHALT REFRESH** in rainy weather, in fog or if there is a risk of frost in the next 24 hours.


Material	Colour	Contents	Coverage	Drying time	Coats	Overpaintable
Bitumen emulsion	Black	20 kg	About 1 m ² /kg	About 24 hours at 20°C	1	Yes

ROAD REPAIR ASPHALT REFRESH

Waterproof protection for asphalt roads



INSTRUCTIONS



What do I need?



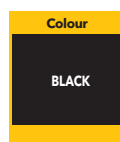

How do I prepare the surface?

- First remove all dust and grease from the substrate.
- Fill potholes or large uneven areas (> 5 mm) with cold asphalt **ROAD REPAIR ASPHALT FILLER**. Wait at least 1 month before applying **ROAD REPAIR ASPHALT REFRESH**.
- The substrate can be slightly damp.
- Rinse to remove any remaining residue.



How do I use the product?

- Do not apply **ROAD REPAIR ASPHALT REFRESH** in rainy weather, in fog or if there is a risk of frost in the next 24 hours.
- Mix **ROAD REPAIR ASPHALT REFRESH** well with a mechanical mixer to obtain a homogeneous liquid.
- Apply 1 coat of **ROAD REPAIR ASPHALT REFRESH** with a brush or a floor squeegee at a rate of 1 kg/m².
- Allow it to dry for at least 24 hours (at 20°C) before using the treated area.



Would you like more information?

We are ready to answer all your questions.

Feel free to contact us:

Belgium: 03 248 30 00 or info@aquaplan.com

The Netherlands: 0162 42 29 00 or verkoop-dhz@martensgroep.eu

Website: www.aquaplan.com

